

---

June 2015  
Snapshot

---

MONTHLY  
CUSTOMS RICE  
EXPORT DATA

---

ALL INDIA RICE  
EXPORTERS  
ASSOCIATION

---



AIREA

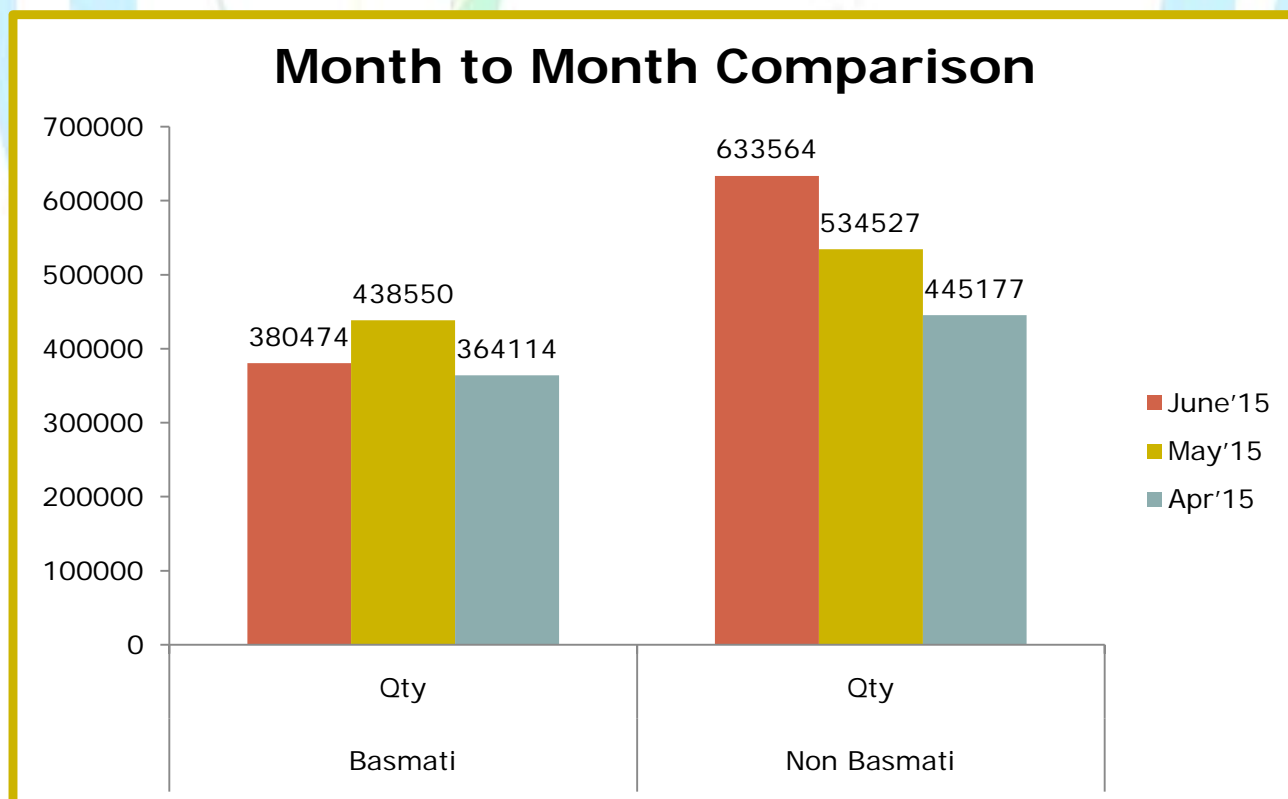
**All India Rice Exporters Association**  
**Indian Rice Export Report–June 2015**

**Qty in Tonne; Value in Rs Lacs**

**Source: Customs**

**Month-to-Month Comparison**

Year	Basmati		% change (Qty)	Non Basmati		% change (Qty)	Total Basmati + Non basmati		Total % (Qty)
	Qty (Tonnes)	Value (Rs lacs)		Qty (Tonnes)	Value (Rs lacs)		Qty (Tonnes)	Value (Rs lacs)	
<b>June'15</b>	380474	201391	-13.2	633564	129626	18.2	1014038	331017	4.2
<b>May'15</b>	438550	230151	20.4	534527	110614	20.07	973077	340765	20.2
<b>Apr'15</b>	364114	201343	-	445177	96500	-	809291	297843	-



## BASMATI

### Top Importers of June

	COUNTRY	QUANTITY (ton)
1	SAUDI ARABIA	110372
2	IRAN	69097
3	UAE	51942
4	KUWAIT	34348
5	UK	21003

### Top Importers of May

	COUNTRY	QUANTITY (ton)
1	SAUDI ARABIA	112063
2	IRAN	104279
3	IRAQ	81769
4	UAE	41084
5	USA	16683

### High Value in terms of Unit Rate

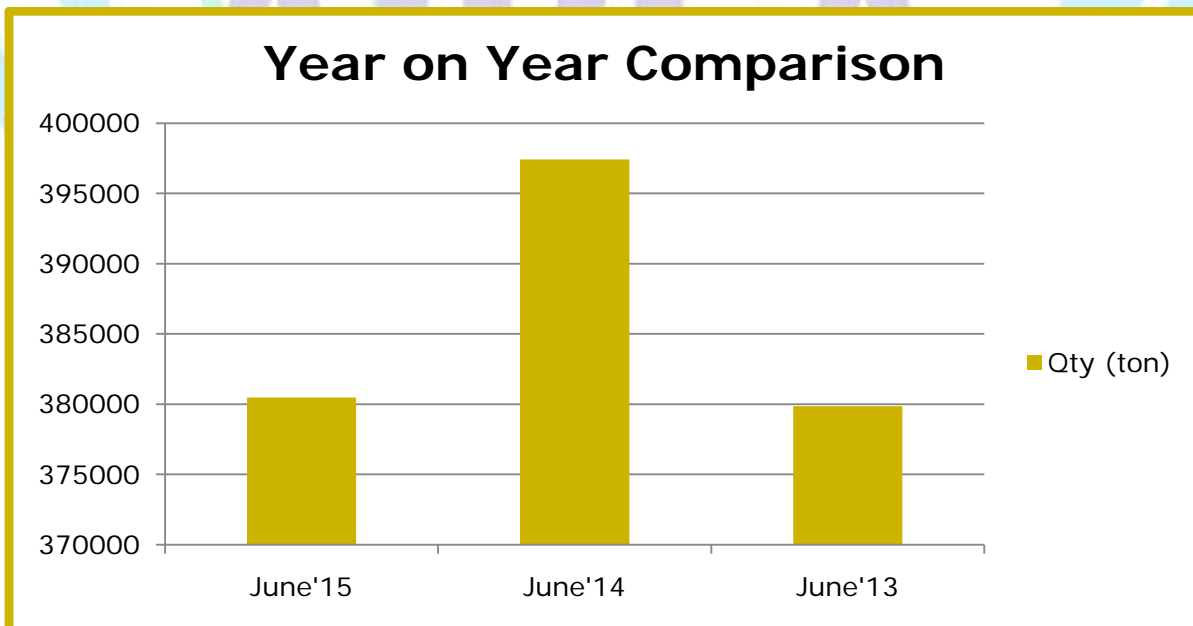
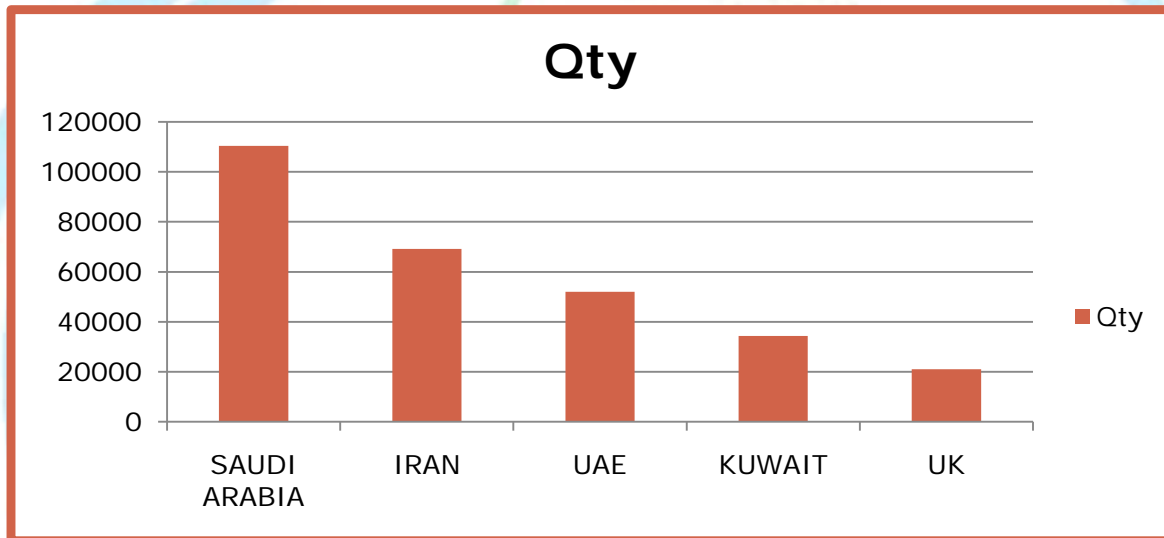
	COUNTRY	AVG RATE(\$)
1	KUWAIT	1233
2	BELGIUM	994
3	USA	991
4	CANADA	948
5	MAURITIUS	879

### Top Ports

	PORT	QUANTITY(ton)
1	MUNDRA	250591
2	KANDLA	26875
3	LUDHIANA ICD	24699

## Year on Year Comparison: Basmati

Year	Basmati		% change (qty)
	Qty (ton)	Value (Rs lacs)	%
June 2015	380474	201391	-4.2
June 2014	397427	301005	4.6
June 2013	379867	274978	



## NON-BASMATI

### Top Importers of June

	COUNTRY	QUANTITY
1	SENEGAL	157641
2	GUINEA	58874
3	COTE D IVOIRE	55984
4	BENIN	48919
5	SOMALIA	26502

### Top Importers of May

	COUNTRY	QUANTITY
1	SENEGAL	90328
2	GUINEA	54164
3	BENIN	49194
4	BANGLADESH	41416
5	COTE D IVOIRE	36850

### HIGH VALUE IN TERMS OF UNIT RATE

	COUNTRY	AVG. RATE (\$)
1	SAUDI ARABIA	459
2	UAE	444
3	SINGAPORE	368
4	BENIN	323
5	COTE D IVOIRE	315

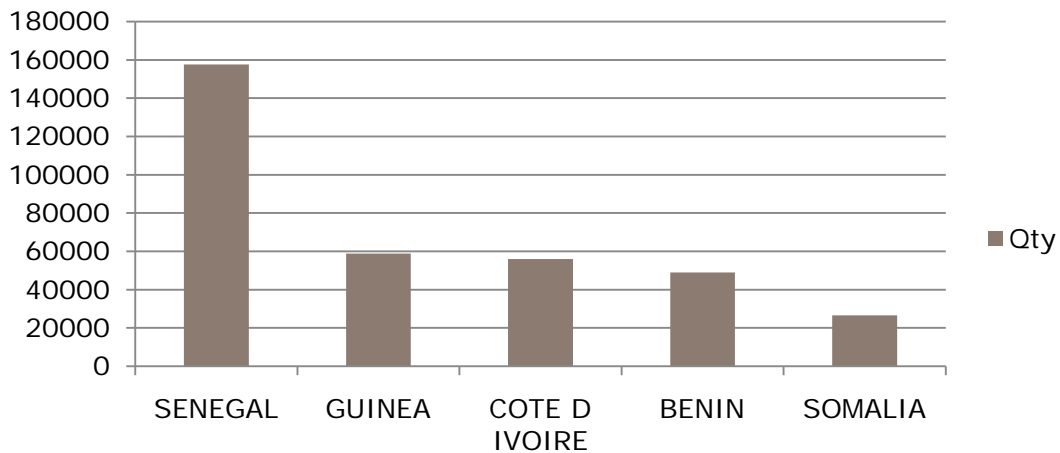
### Top Ports

	PORT	QUANTITY (ton)
1	KAKINADA	302940
2	MUNDRA	107420
3	NAGPUR	54714

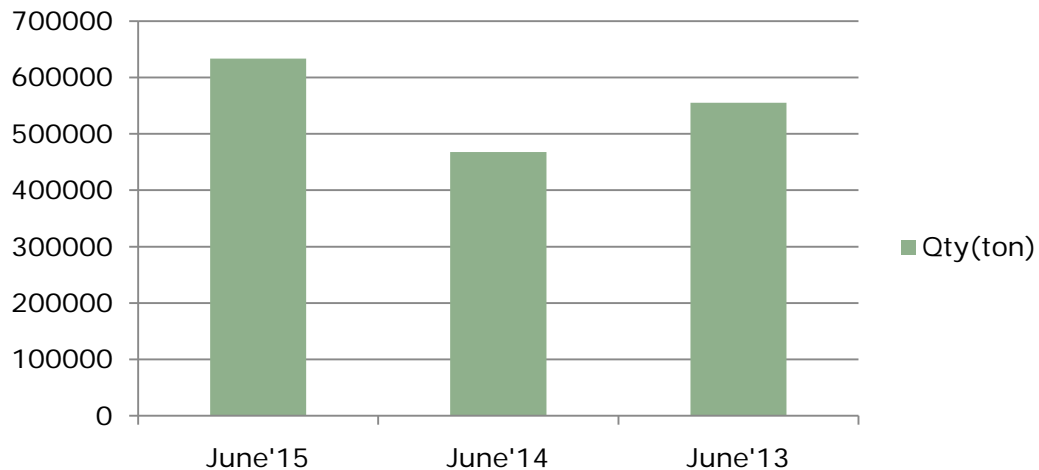
### Year on Year comparison: Non Basmati

YEAR	Non Basmati		% change (qty)
	Qty(ton)	Value(Rs lacs)	%
June 2015	633564	129626	35.45
June 2014	467713	108214	-15.79
June 2013	555469	132709	---

### Top importers non basmati



### Year on year comparison



**PADDY: Total paddy exported 16746 ton at a value of \$ 10.1 million.**

**Top Importers of June**

	COUNTRY	QUANTITY (tonne)
1	NEPAL	8856
2	UK	1661
3	PHILIPPINES	1511

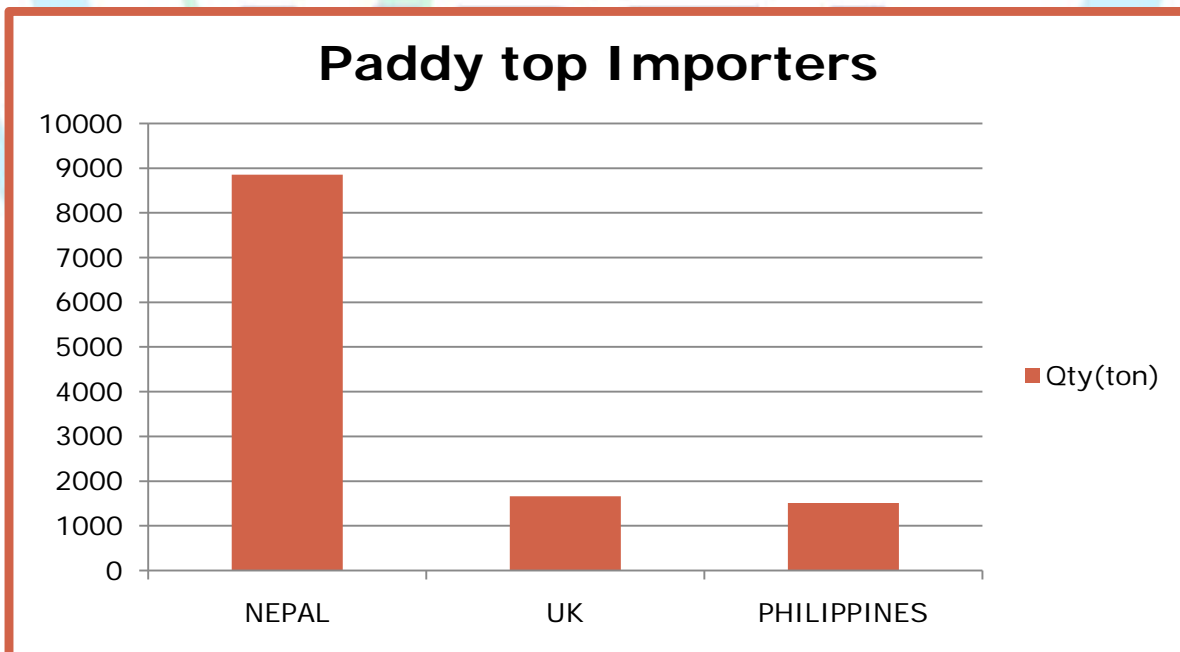
**Top Importers of May**

	COUNTRY	QUANTITY (tonne)
1	NEPAL	12579
2	BENIN	1144
3	UK	1118

**Top Ports**

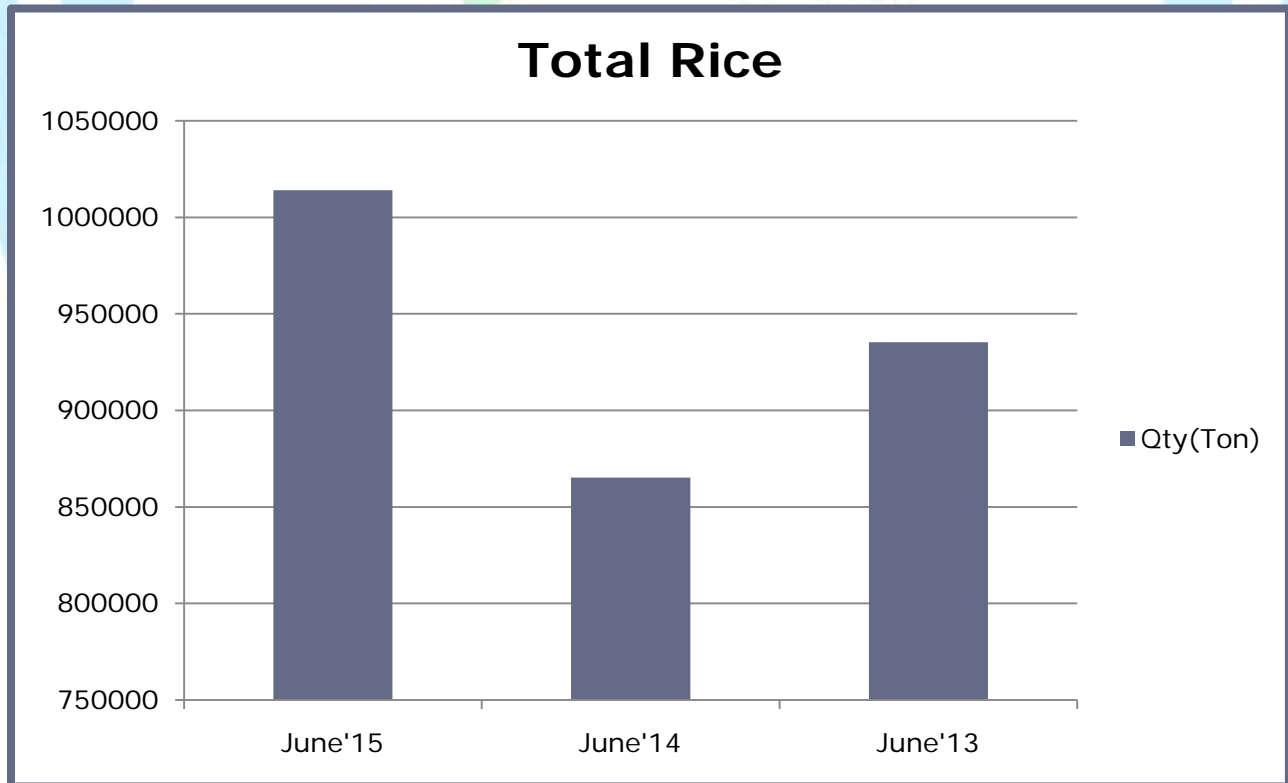
	PORT	QUANTITY (tonne)
1	RAXAUL	8856
2	HYDERABAD ICD	2179
3	LONI ICD	1710

**Paddy top Importers**



### Year on Year comparison: Total Rice

Month	Total Rice Basmati+ Non Basmati	
	Qty(Ton)	Value(Rs Lacs)
June 2015	1014038	331017
June 2014	865140	409219
June 2013	935336	407687





**Basmati**

Qty-MT  
Value-Rs Lac

Months	2013-14		2014-15		2015-16	
	qty	value	qty	value	qty	value
April	392799	259012.86	285108	242828.46	348565	213671.78
May	345188	241733.03	337150	290473.99	431895	251399.48
June	378786	282534	364636	308190		
July	333990	254022.49	233774	196313.39		
August	275844	213016.1	217355	182882.55		
Sept	206876	168745.49	203733	165976.96		
Oct	180191	142560	295146	194555.92		
Nov	252292	190266	298274	210240.78		
Dec	376614	312557.79	382720	257996.7		
Jan	345687	287055.54	350320	227593.9		
Feb	350092	300457.77	379888	235181.31		
March	319005	278051	400195	250632.85		
Total	3757364	2930012.07	3748299	2762866.81	780460	465071.26

**Non Basmati**

Months	2013-14		2014-15		2015-16	
	qty	value	qty	value	qty	value
April	392939	90706.32	390777	101506.43	466680	113225.9
May	473325	108988.29	425084	106612.65	577734	134471.22
June	559846	137214.00	493047	125316		
July	652759	170139.71	535362	132136.23		
August	708765	178591.08	699344	173089.33		
Sept	790713	203330.62	886439	240976.36		
Oct	622473	158512.64	822943	210810.89		
Nov	422477	105588	726343	182487.45		
Dec	663588	157913.96	594617	147738.25		
Jan	600331	151710	780790	197770.63		
Feb	618623	155205	674187	156021.67		
March	512693	131416.64	654908	156449.38		
Total	7018532	1749316.26	7683841	1930915.27	1044414	247697.12

Source: DGCIS

